



## Henderson Media Console

GDS25GD-1414HC

Beauty and elegance sculpted into a practical console.



The Henderson features an elegant shape that highlights the distressed deep cherry finish. The graceful curve follows the convex doors, serpentine top and bottom, and large bun feet. Adorned with antique brass handles, the doors open to reveal an adjustable shelf on each side for additional storage. The beauty of this console is enhanced by the dazzling Multi-Fire XD™ Electric Firebox, the perfect addition to this already stunning piece.










**MultiFire XD™**

## Henderson Media Console

## GDS25GD-1414HC



### Features

-  **Multi-Fire XD™ Flame Effect**  
Vivid flames that are brighter and more lifelike day or night.
-  **Acrylic Ice Media Bed**  
Light plays through different size pieces and sparkle in a spectrum of colors.
-  **ComfortSaver™ Heating System**  
The patented ComfortSaver™ ceramic heating system uses 11% less energy than the leading quartz infrared heater by automatically adjusting fan speed and heater wattage to safely and precisely match the requirements of the room.
-  **Media Accent Colors**  
Choose from a variety of brilliant color themes or cycle through a range of colors using the custom mode, freezing on the hue of your choice.
-  **Flame Accent Colors**  
Accent the flames with custom base colors from warm red to gas blue.
-  **Precision Thermostat**  
Electronic thermostat maintains room temperature within 1/2°C (1°F) for perfect comfort and increased energy efficiency.
-  **Economical**  
Economical to operate costing only pennies per hour.\*
-  **Low Carbon Footprint**  
The most sustainable fireplace option; no emissions and 100% efficient.
-  **Mood-maker Remote**  
Customize the light color and intensity for a fireplace that reflects your personality.



Also available with Realogs™; GDS25LD-1414HC



Shown Henderson Cherry finish

### Color Themes



120 Volts | 1,500 Watts | 5,118 BTU

Component Storage	Inches			cm		
	W	H	D	W	H	D
<b>A</b> Top side storage	15-3/4	5-1/4	16	40.0	13.4	40.6
<b>B</b> Top center	26-3/8	5-1/4	16	67.0	13.4	40.6
<b>C</b> Side storage	15-3/4	19*	16	40.0	48.3*	40.6

\*One adjustable shelf.

Model #	Description	Lbs / Kg	UPC	Wty.*	Carton Dimensions (WxHxD)		Cube	
					Inches	cm	ft³	m³
DM25-1414HC	Media Console	160.6 / 72.9	781052 094483	1 yr.	69 x 22-3/8 x 33-1/2	175.3 x 56.5 x 85.1	29.8	0.8
PF2325HL	25" Multi-Fire XD™ Electric Firebox - Realogs™	40 / 18.2	781052 095021	1 yr.	29-1/4 x 13-3/8 x 21-1/2	74.2 x 34.0 x 54.6	4.9	0.1
PF2325HG	25" Multi-Fire XD™ Electric Firebox - Acrylic Ice	40 / 18.2	781052 095014	1 yr.	29-1/4 x 13-3/8 x 21-1/2	74.2 x 34.0 x 54.6	4.9	0.1

Specifications, finishes and dimensions are subject to change. \*Limited warranty. ©2016 Dimplex North America Limited.

SE-115-R01-111116

-  **All-season Flames**  
Enjoy the unique charm of a fireplace 365 days a year using the flames without the heat.
-  **Just Plug It In**  
Simply plug into any standard household outlet for instant ambiance.

\*Based on national average residential electricity rate. Rates vary.