


## Ossington Wall-mount



It's the depth, not the devil, that's in the details of this stunning design. Inspired by trendy wall mirrors, this architecturally vivid fireplace uses concentric pyramids to cast intricate layers of shadow and light. The dazzling ember bed, comprised of different sized chunks of acrylic ice, sparkles with refracted light and is enhanced only by the shimmering quality of the champagne finish trim. A truly eye-catching focal point in any room.







120 Volts / 1,240 Watts / 4,231 BTU

Model #	Description	Lbs / Kg	UPC	Wty. <sup>1</sup>	Carton Dimensions (WxHxD)		Cube	
					Inches	cm	ft <sup>3</sup>	m <sup>3</sup>
Package consists of two cartons:								
DT36AG-1452CP	Wall-mount surround	35.2 / 16	781052 094154	1 yr.	45-3/4 x 22 x 4-7/8	116 x 56 x 12.5	2.9	0.08
DF1135M	36" Electric Firebox	45 / 20.5	781052 079984	1 yr.	39-3/8 x 9-1/2 x 23-5/8	100 x 24.1 x 59.9	5.1	0.14

Specifications, finishes and dimensions are subject to change. <sup>1</sup>Limited warranty ©2014 Dimplex North America Limited. D0166 v1

## DWF36AG-1452CP

### Features

- 
**Flame**  
 A blend of technology, artistry and craftsmanship – the patented Dimplex LED flame technology creates the illusion of a true fire.
- 
**Media Bed**  
 Light plays through and reflects off of chunks of acrylic ice nestled on a bed of crushed glass.
- 
**Supplemental Heat**  
 Includes a powerful fan-forced heater designed to keep the rooms you spend the most time in warm and comfortable. Reduce your central furnace temperature and cut your heating costs!
- 
**Remote**  
 Includes a convenient remote control or ease of use at your fingertips.
- 
**Year-round Enjoyment**  
 Enjoy the ambiance of the flame with or without the heater for year-round enjoyment.
- 
**Pedestal Base**  
 Pedestal base included offering another way to display your fireplace.
- 
**Safe**  
 Front glass stays cool, making it safe to touch.
- 
**Economical**  
 Economical to operate. Costing only pennies per hour.\*
- 
**Green**  
 The green alternative. No harmful particulates or emissions and 100% efficient.
- 
**Instant Ambiance**  
 Plugs into any standard household outlet.
- 
**Quick Assembly**  
 Sets up in minutes with step-by-step assembly instructions allowing you more time to enjoy your fireplace.

\* Based on national average residential electricity rate. Rates vary.