

## 20" Electric Firebox



The Dimplex 20" standard plug-in firebox with our patented realistic flame effect and hand-finished logs, crafted from real wood logs brings this fireplace to life. On-demand heat with thermostat control warms a room of up to 400 sq. ft. for added comfort.












120 Volts / 1,440 Watts / 4,915 BTU

Model #	Description	Lbs / Kg	UPC	Wty. <sup>†</sup>	Carton Dimensions (WxHxD)		Cube	
					Inches	cm	ft <sup>3</sup>	m <sup>3</sup>
DF203A	20" Self Trimming Electric Firebox	35 / 15.8	781052056589	1 yr.	24 x 27 x 13	61 x 68.6 x 33	4.86	0.14

Specifications, finishes and dimensions are subject to change. <sup>†</sup>Limited warranty. ©2014 Dimplex North America Limited.

## DF203A

### Features

- 
**Flame**  
 A blend of technology, artistry and craftsmanship - the patented LED\* Dimplex flame technology creates the illusion of a true fire.
- 
**Inner Glow Logs**  
 Patented LED inner glow logs and pulsating ember technology allow the logs and embers to glow in concert with the flames creating the most realistic fireplace experience.
- 
**Supplemental Heat**  
 Includes a powerful fan-forced heater designed to keep the rooms you spend the most time in warm and comfortable. Reduce your central furnace temperature and cut your heating costs!
- 
**Thermostat**  
 Includes a thermostat controlled fanforced heater to ensure consistent comfort.
- 
**Remote**  
 Includes a convenient remote control for ease of use at your fingertips.
- 
**Year-round Enjoyment**  
 Enjoy the ambiance of the flame with or without the heater for year-round enjoyment.
- 
**Economical**  
 Economical to operate. Costing only pennies per hour.\*
- 
**Green**  
 The green alternative. No harmful particulates or emissions and 100% efficient.
- 
**Safe**  
 Front glass stays cool, making it safe to touch.
- 
**Instant Ambiance**  
 Plugs into any standard household outlet.
- 
**Quick Assembly**  
 Sets up in minutes with step-by-step assembly instructions, allowing you more time to enjoy your fireplace.

\* Based on national average residential electricity rate. Rates vary.