



# BENTLEY 48

ZERO CLEARANCE DIRECT VENT GAS FIREPLACE

Unit Illustrated is a MQZCV48NE2 Zero Clearance Direct Vent Natural Gas Fireplace, MQLOGF48 Oak Log Set, ZCV48RLH Herringbone Brick Liner.

## DESIGNER DOORS



MQ48DD1  
DESIGNER DOOR



MQ48DD2  
DESIGNER DOOR



MQ48DD3  
DESIGNER DOOR

## WALL SURROUND

### BLACK


### STYLING




MULTI-COLOR  
CANNONBALLS




DECORATIVE STONE



ROCK COLLECTION




DRIFTWOOD SET




SPLIT OAK LOG SET



DECORATIVE EMBER GLASS




### BRICK LINERS




TRADITIONAL



HERRINGBONE



STACKED



FLUTED

# Go BIG

When the view is this big, it must be the Bentley 48. This big brother of the popular Bentley by Marquis is getting some serious attention and lots of second looks from home owners wanting to enjoy a statement fireplace. An expansive glass viewing area and beautiful designer options allow you to customize the look to your own style. Take the chill out of the room with this heater-rated fireplace, and bask in some serious warmth.

Wow - we made you look, didn't we?

Visit [www.marquisfireplaces.net](http://www.marquisfireplaces.net) to see the latest evolution in fireplaces.



Unit Illustrated is a MQZCV48NE2 Zero Clearance Direct Vent Natural Gas Fireplace, MQLOGF48D Driftwood Log Set, MQZCV48GT Glass Tray, MQSTONE10 Decorative Stone – 10 Piece Set, MQZCV48RLF Fluted Brick Liner.



<b>Model</b>	MQZCV48N	MQZCV48LP	MQZCV48NE / NE2	MQZCV48LPE / LPE2
<b>Fuel</b>	Natural	Propane	Natural	Propane
<b>Gas Control</b>	Millivolt	Millivolt	IPI	IPI
<b>Input Max.</b>	42,500 BTU	42,250 BTU	42,500 BTU	42,250 BTU
<b>Input Min.</b>	28,500 BTU	34,000 BTU	28,500 BTU	34,000 BTU
<b>FE (P.4.1-02)</b>	58.5%	60.8%	60.4%	62.8%
<b>Glass Size</b>	41½" W x 34¾" H			
<b>Venting</b>	⅝" Flex or Hard Pipe* or Power Vent			

\*APPROVED WITH KINGSMAN FLEX VENT, MG DURAVENT-DIRECT VENT PRO DIRECT VENT SYSTEM, AMERIVENT DIRECT VENT PIPE SYSTEM, SELKIRK DIRECT-TEMP VENTING, ICC EXCEL DIRECT VENT, BDM PRO-FORM DIRECT VENT AND METAL FAB SURE-SEAL DV PIPE SYSTEM. THIS APPLIANCE IS APPROVED WITH KINGSMAN (PVH58) HORIZONTAL POWER VENT TERMINATION.

## STANDARD FEATURES

- > Dedicated Clean View appliance
- > Millivolt or IPI valve system allows operation during a power failure with Hi/Low heat and flame adjustment
- > Pan burner with Realistic Flame Pattern
- > Proflame II Models include Remote Control – Features flame, fan, thermostat, smart thermostat, accent lighting, CPI/IPI cold climate control (MQZCV48NE2, MQZCV48LPE2 Models only).



## OPTIONAL FEATURES

**Fan Kit** – Heat activated with variable speed control

**Designer Doors** – Three styles: Arch, Straight Black Doors

**Surrounds** – Hearth Mount 4" Wide  
(Covers 50⅞" W x 43¾" H)

**Porcelain Reflective Liner or Brick Liner**

**Glass Tray** – with the following media choices:  
Contemporary Rock, Driftwood Set, Decorative Stones and Decorative Ember Glass (Glacier Ice, Cobalt Blue, Black, Bronze and White)

**Log Sets** – Two choices of Log Sets – MQLOGF48D Driftwood Set or MQLOGF48 Split Oak Log Set

**Accent Lighting** – for use with the Glass Tray

**Thermostat** – Wall Mount Millivolt Thermostat or Programmable Thermostat

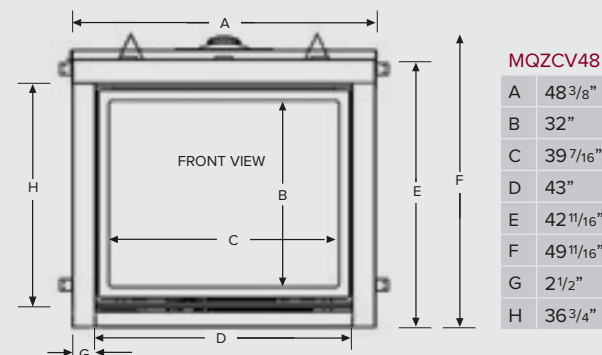
**Remote Control (Millivolt or IPI PF1)** –  
Thermostat on/off, Thermostat on/off modulating, Thermostat on/off modulating, fan control and lights.



Model	Height		Front Width		Depth	
	Actual	Framing	Actual	Framing	Actual	Framing

**MQZCV48** 49 11/16" 49 3/4" 48 3/8" 48 1/2" 22 15/16"\* 23 1/4"\*

\* dependant of finishing material used.



**Top:** Unit Illustrated is a MQZCV48NE2 Zero Clearance Direct Vent Natural Gas Fireplace, MQLOGF48 Oak Log Set, ZCV48RLT Traditional Brick Liner, and MQ48DD2BL Designer Door – Series 2.

**1:** Unit Illustrated is a MQZCV48NE2 Zero Clearance Direct Vent Natural Gas Fireplace, MQLOGF48 Oak Log Set, ZCV48RLH Herringbone Brick Liner, and MQ48DD1BL Designer Door – Series 1.

**2:** Unit Illustrated is a MQZCV48NE2 Zero Clearance Direct Vent Natural Gas Fireplace, MQZCV48GT Glass Tray, MQG5C Bronze Glass Media (x5), ZCV48PL Porcelain Liner.



**3:** Unit Illustrated is a MQZCV48NE2 Zero Clearance Direct Vent Natural Gas Fireplace, MQLOGF48 Oak Log Set, ZCV48RLS Stacked Brick Liner, and MQ48DD3BL Designer Arch Door – Series 3.



2340 Logan Avenue,  
Winnipeg, Manitoba,  
Canada R2R 2V3  
Phone: 204.632.1962  
Fax: 204.632.1960  
[www.marquisfireplaces.net](http://www.marquisfireplaces.net)

Marquis Fireplaces maintains a program of continuous testing, refinement and improvements of all its products.  
Some aspect of units shown here may be changed at any time without notice or obligation.  
Certified to: ANSI Z21.88-2016, CSA 2.33-2016 Vented Gas Fireplace Heater.  
\*Components may have to be ordered separately to create a complete unit.  
Discuss with your local Marquis Dealer for clarification.



Printed in Canada B097 - 10/17  

Unit Illustrated is a MQZCV48NE2 Zero Clearance Direct Vent Natural Gas Fireplace, MQLOGF48D Driftwood Log Set, MQZCV48GT Glass Tray, MQSTONE10 Decorative Stone - 10 Piece Set, MQZCV48RLF Fluted Brick Liner.