

**valor**  
THE ORIGINAL  
RADIANT GAS FIREPLACE™  
[www.valorfireplaces.com](http://www.valorfireplaces.com)

# Linear Series





# Valor Performance. Linear Design.

At Valor we design unique fireplace products with a purpose.

Built on a strong foundation of continuous fireplace innovation, the Valor Linear Series welcomes the first of its kind, a wide-format fireplace that integrates linear design with impressive radiant heat technology.

Featuring leading edge, contemporary design our mission remains the same - provide the efficient comfort, advanced controllability, distinct quality and superior heating performance that Valor owners' have relied on for decades, even when the power goes out.

Blending clean, functional design and installation versatility, each Valor linear model fits seamlessly into contemporary room settings with ease.

Engineered to enhance flame depth and width without sacrificing efficiency, the specialized Valor burner projects radiant warmth - where you want it, when you want it.

Soothing, relaxed flames illuminate the natural fire elements while creating a casual and comfortable atmosphere.

A selection of complimentary surrounds extends the linear composition, or simplify with the 1" trim kit option for a seamless transition when finishing to any wall surface.

Highly efficient and reliable home heaters, the Linear Series combines renowned Valor function with true contemporary form.

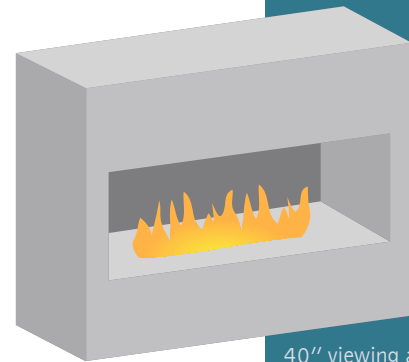


L1 1500J Linear ZC Fireplace with 1575LFB Powder Coat, 1515 Fluted Black Liner and 1" Adjustable Finishing Trim in Black 1505DWK Long Beach Driftwood Fire



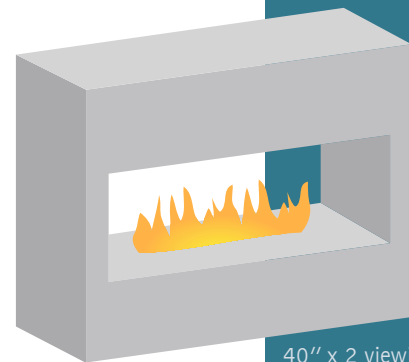
# The Linear Series Collection

**L1** Versatile in function and design, clean lines enhance 40" of radiant, glowing warmth. Comfortable in a variety of spaces, the L1 integrates linear styling with efficient Valor heat. Available in both interior and exterior designs the L1 provides year round comfort, extending seasons and welcoming warmth.



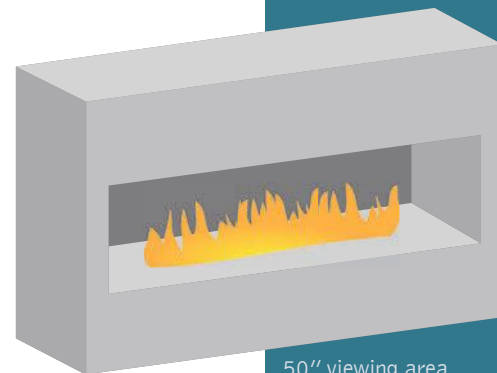
40" viewing area

**L1 (2-Sided)** A seamless transition between architectural spaces, the L1 2-Sided boasts the same widescreen proportions as the highly successful L1 Series. Connecting areas of the home with steady, radiant warmth the L1 2-Sided fireplace multi-zone heats with twice the viewing pleasure.




40" x 2 viewing area

**L2** A bold statement in any living space the L2 has an impressive 50" wide viewing area. Highlighting magnificent flames within, trim finishes include black, bronze and brushed nickel. Beautiful radiance on both high flame and low embers, the L2 combines Valor efficiency and heat performance with the latest in contemporary styling.



50" viewing area

**L3** Further expanding the Valor Linear family, the L3 is the widest at over 60". Available in both Long Beach Driftwood and Murano Glass fires, the L3 is luxury fireplace design at its finest. The L3 is available exclusively in a 1" trim format.



64" viewing area



L2 1700J Linear ZC Fireplace with 1775LFB 1" Adjustable Finishing Trim in Black Powder Coat, 1725RGL Reflective Glass Liner and 1714RSS Rock & Shale Fire



# Valor HEATSHIFT SYSTEM™

## THE RIGHT HEAT IN THE RIGHT LOCATION

Recognizing homeowner needs and expectations is what separates Valor from the competition. Taking the concept of No Power, No Problem to the next level, Valor introduces a heat management system that redirects heat convection further up the wall. As convective heat is safely shifted to a higher elevation, radiant heat continues to supply direct warmth to objects in the room (people, furniture, etc.).

Designed to reduce wall surface temperatures, the Valor HeatShift System™ is recommended, especially when adding a wall mounted TV or heat sensitive material directly above the fireplace.

In essence, raising the heat outlet improves convected airflow, reducing wall temperatures and improving overall performance. Excess warm air is then circulated back into the room at a higher elevation.

Traditionally, Valor fireplaces convect warmth through the fire box and back into the room. An impressive method to harness convective warmth, up to 60% of fireplace heat rises and flows through the Valor HeatShift System™ and back into the room. Compared to competitor alternatives that require electricity and a noisy fan for operation, heat is elevated naturally using gravity and Valor product ingenuity.

With heat transferred above, it is now possible to run combustible finishing materials right up to the fireplace surround expanding installation opportunities and design inspirations.

The Valor HeatShift System™ is compatible with the L1, L1 2-Sided, L2 and L3 fireplace products. To learn more visit [valorfireplaces.com](http://valorfireplaces.com).

### VALOR HEATSHIFT SYSTEM COMPONENTS




<b>FRONT WALL</b>	LDK1	48" Plenum Kit
	LDK2	48" Finishing Frame (for use with LDK1)
	LDK4	38" Plenum Kit
	LDK5	38" Finishing Frame (for use with LDK4)
	<b>SIDE WALL</b>	LDK3
<b>FLEX KIT</b>	LDK6	5" Aluminum 2-ply Flex Kit (2 x 10' in length - makes 4 x 5' installation lengths)

Temperatures will naturally increase above your fireplace due to heat convection. A television alcove and/or mantel further reduces temperatures when using the Valor HeatShift System. Please refer to your Valor Linear Fireplace and television manufacturer manuals regarding heat allowances.



L2 1700J Linear ZC Fireplace with 1775LFB 1" Adjustable Finishing Trim in Black Powder Coat, 1715 Fluted Black Liner and 1705DWK Long Beach Driftwood Fire





## Long Beach Driftwood and Rock & Shale Firebeds

---

Over time, coastal shores form natural landscapes. Changing tides welcome dramatic weather, continuously evolving unique ecosystems. The Long Beach and Rock & Shale fires portray raw, coastal elements, welcoming you to a state of warmth and relaxation. The Long Beach media kit is available with all Linear models. The Rock & Shale set is available on all L1 and L2 Linear models.

## Murano & Decorative Glass Firebeds

---

"Fire on water" inspired the Valor clear glass firebed designs - a tribute to centuries of Italian artisan glassmakers. Crushed glass illuminates radiant flames within (casting reflections on a stunning glass base when in use with the Murano media kit option). The Murano Glass media kit is available with all Linear models. The Valor Decorative Glass set is available on all L1 and L2 Linear models.



# Finish Details



**1" BLACK FINISHING TRIM**  
Black Powder Coat



**BLACK SURROUND**  
Black Powder Coat



**BRUSHED NICKEL SURROUND**  
Brushed Nickel Plated



**BRONZE SURROUND**  
Bronze Powder Coat



**1" BLACK FINISHING TRIM**  
Shown with Decorative Glass Firebed and Reflective Glass Liner

# Surround Finishes

Surround options for the L1, L1 2-Sided and L2 include - black, bronze and brushed nickel as well as a 1" finishing trim in black only. The L1 Outdoor and L3 are available with the 1" finishing trim in black only.

The L1 Series surrounds are 3-1/2" wide and the L2 is 5-1/4" in width.



**Brushed Nickel Plated Surround**  
Shown with Murano Glass Firebed and Black Fluted Liner



**Bronze Powder Coat Surround**  
Shown with Rock & Shale Firebed and Reflective Glass Liner



**Black Powder Coat Surround**  
Shown with Long Beach Firebed and Fluted Black Liner





L1 1500J Linear ZC Fireplace with 1550LSZV2 3-1/2" Surround in Bronze Powder Coat, 1515 Fluted Black Liner and 1505DWK Long Beach Driftwood Fire

## L1 FIREPLACE COMPONENTS (40" viewing area)

ENGINES	1500JN	Direct Vent L1 Series Engine NG
	1500JP	Direct Vent L1 Series Engine LPG

FUEL BEDS	1500DGM	Murano Decorative Glass Kit (clear crushed glass & black reflective base)
	1500DGS	Decorative Glass Set (clear glass)
	1505DWK	Long Beach Driftwood Kit (with river rocks)
	1514RSS	Rock & Shale Set

LINERS	1515FBL	Fluted Black Liner
	1525RGL	Reflective Glass Liner

SURROUNDS	1550LSBV2	3-1/2" Surround - Black Powder Coat (21-1/4" h X 46-3/16" w)
	1550LSPV2	3-1/2" Surround - Brushed Nickel Plated (21-1/4" h X 46-3/16" w)
	1550LSZV2	3-1/2" Surround - Bronze Powder Coat (21-1/4" h X 46-3/16" w)
	1575LFB	1" Adjustable Finishing Trim - Black Powder Coat (16-1/4" h X 41-1/2" w)

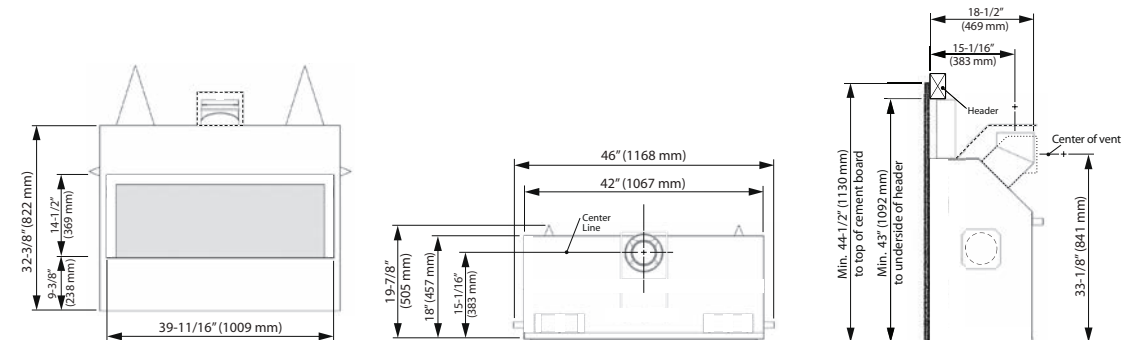
ACCESSORIES	658DVK2	Direct Vent Terminal - coaxial with wall thimble
	1156CLA	Co-Linear Adaptor Kit
	1270RBK	Remote Blower Kit
	1506DRK	Decorative Rock Kit (for use with 1505DWK or 1705DWK)
	1565LLK	Lighting Kit (not recommended for use with the 1525RGL)
	1595CFK	Circulating Fan Kit (reduces temperature above unit where desired)
	GV60BRK	1-Hour Shut Down Handset
	GV60NTK	Non-Thermostat Handset

MODEL/ FUEL	Model	Fuel	Max. Input BTU/hr	Min. Input BTU/hr	EnerGuide Rating*	Max. Output* (w/out fan) BTU/hr
		1500JN	NG	30,000	18,000	65.77%
	1500JP	LPG	28,000	18,500	66.45%	20,409

## L1 PRODUCT DIMENSIONS

FRAMING SPECS - 43"(h) x 46"(w) x 20"(d)

VENTING SPECS - No vent rise required for horizontal termination  
 - Total length of vent pipe cannot exceed 40 feet  
 - Maximum of 4 x 90 degrees elbows or equivalent  
 (2 x 45 degrees = 90 degrees)



Certified to ANSI Z21.88-2014/ CSA 2.33-2014 Vented Gas Fireplace Heater American National Standard CGA - 2.17-91 Gas Fired Appliances for use at High Altitudes. \* EnerGuide Ratings and Outputs have been determined without a fan/blower, using the CSA P4.1-09 test method





L1 1500IO Outdoor Linear ZC Fireplace with 1575LFB 1" Adjustable Finishing Trim in Black Powder Coat, 1515 Fluted Black Liner and 1505DWK Long Beach Driftwood Fire

## L1 OUTDOOR FIREPLACE COMPONENTS (40" viewing area)

ENGINES	1500INO	Direct Vent L1 Outdoor Series Engine NG
	1500IPO	Direct Vent L1 Outdoor Series Engine LPG

FUEL BEDS	1500DGM	Murano Decorative Glass Kit (clear glass & black reflective base)
	1500DGS	Decorative Glass Set (clear glass)
	1505DWK	Long Beach Driftwood Kit (with river rocks)
	1514RSS	Rock & Shale Set

LINERS	1515FBL	Fluted Black Liner
	1525RGL	Reflective Glass Liner

SURROUNDS	1575LFB	1" Adjustable Finishing Trim - Black Powder Coat (16-1/4"h X 41-1/2"w)
-----------	---------	--

ACCESSORIES	658DVK2	Direct Vent Terminal - coaxial with wall thimble
	1506DRK	Decorative Rock Kit (for use with 1505DWK or 1705DWK)
	GV60NTK	Non-Thermostat Handset

MODEL/ FUEL	Model	Fuel	Max. Input BTU/hr	Min. Input BTU/hr	EnerGuide Rating*	Max. Output* (w/out fan) BTU/hr
	1500INO	NG	30,000	18,000	65.77%	21,705
	1500IPO	LPG	28,000	18,500	66.45%	20,409

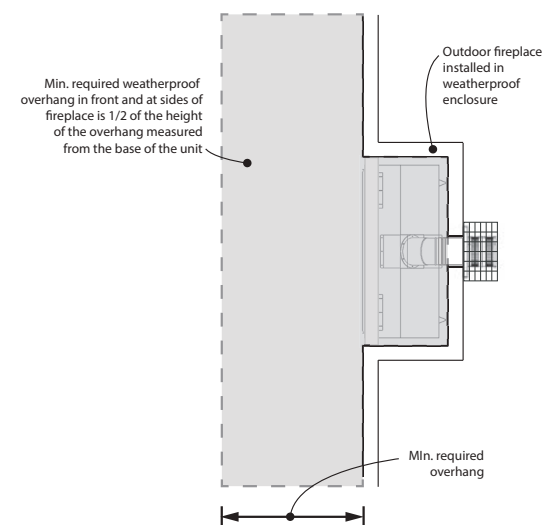
### L1 OUTDOOR PRODUCT DIMENSIONS

FRAMING SPECS - 43"(h) x 46"(w) x 20"(d)

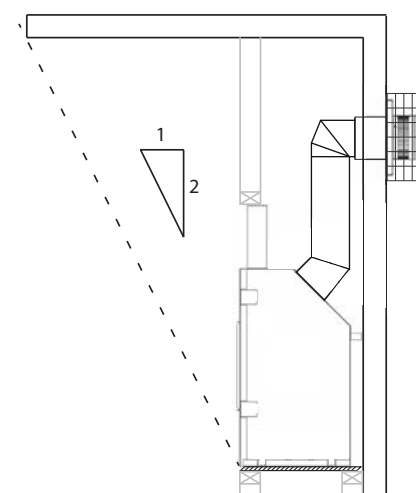
ENGINE & VENTING SPECS - Same as the L1 1500J Engine (see previous page)

### L1 OUTDOOR PRODUCT DIMENSIONS

Top View  
(Location)



Side View  
(Location)







L1 2-Sided 1600I Linear ZC Fireplace with two 1575LFB 1" Adjustable Finishing Trims in Black Powder Coat, 1615FBL Fluted Black Liner and 1505DWK Long Beach Driftwood Fire

## L1 2-SIDED FIREPLACE COMPONENTS (40"x 2 viewing area)

ENGINES	1600IN	L1 2-Sided Linear Engine Direct Vent NG
	1600IP	L1 2-Sided Linear Engine Direct Vent LPG

FUEL BEDS	1500DGM	Murano Decorative Glass Kit (clear glass & black reflective base)
	1500DGS	Decorative Glass Set (clear glass)
	1505DWK	Long Beach Driftwood Kit (with river rocks)
	1514RSS	Rock & Shale Set

LINERS	1615FBL	Fluted Black Liner
	1625RGL	Reflective Glass Liner

SURROUNDS	1550LSBV2	3-1/2" Surround - Black Powder Coat (21-1/4" X 46-3/16"w)
	1550LSPV2	3-1/2" Surround - Brushed Nickel Plated (21-1/4" X 46-3/16"w)
	1550LSZV2	3-1/2" Surround - Bronze Powder Coat (21-1/4" X 46-3/16"w)
	1575LFB	1" Adjustable Finishing Trim - Black Powder Coat (16-1/4" X 41-1/2"w)

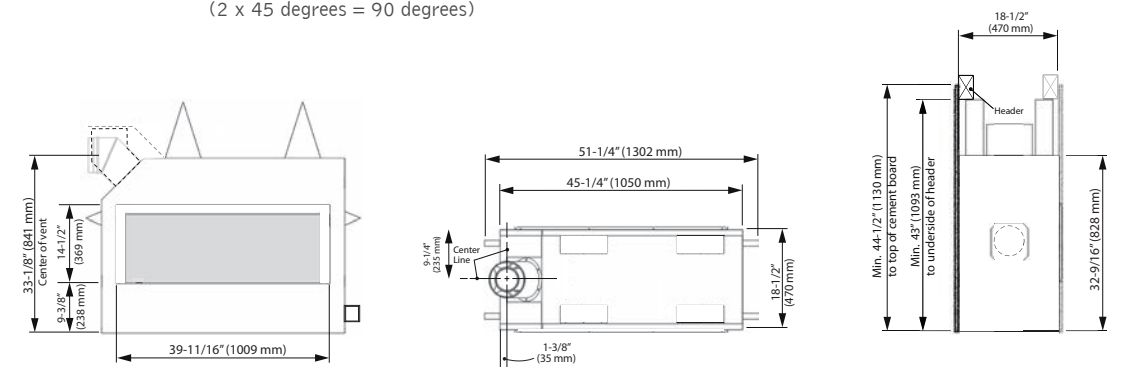
ACCESSORIES	658DVK2	Direct Vent Terminal - coaxial with wall thimble
	1270RBK	Remote Blower Kit
	1506DRK	Decorative Rock Kit (for use with 1505DWK or 1705DWK)
	GV60BRK	1-Hour Shut Down Handset
	GV60NTK	Non-Thermostat Handset

MODEL/ FUEL	Model	Fuel	Max. Input BTU/hr	Min. Input BTU/hr	EnerGuide Rating*	Max. Output* (w/out fan) BTU/hr
	1600IN	NG	30,000	18,000	68.3%	22,116
	1600IP	LPG	26,000	18,500	68.7%	19,198

### L1 2-SIDED PRODUCT DIMENSIONS

FRAMING SPECS - 43"(h) x 51-1/4"(w) x 18-1/2"(d)

VENTING SPECS - Minimum 12" vertical run for horizontal termination  
 - Total length of vent pipe cannot exceed 40 feet  
 - Maximum of 4 x 90 degrees elbows or equivalent  
 (2 x 45 degrees = 90 degrees)



Certified to ANSI Z21.88-2014/ CSA 2.33-2014 Vented Gas Fireplace Heater American National Standard CGA - 2.17-91 Gas Fired Appliances for use at High Altitudes. \* EnerGuide Ratings and Outputs have been determined without a fan/blower, using the CSA P4.1-09 test method



L2 1700J Linear ZC Fireplace with 1775LFB 1" Adjustable Finishing Trim in Black Powder Coat, 1715FBL Fluted Black Liner and 1705DWK Long Beach Driftwood Fire



## L2 FIREPLACE COMPONENTS (50" viewing area)

ENGINES	1700JN	L2 Linear Engine Direct Vent NG
	1700JP	L2 Linear Engine Direct Vent LPG

FUEL BEDS	1700DGM	Murano Decorative Glass Kit (clear glass & black reflective base)
	1705DWK	Long Beach Driftwood Kit (with river rocks)
	1714RSS	Rock & Shale Set

LINERS	1715FBL	Fluted Black Liner
	1725RGL	Reflective Glass Liner
	1730PL1	Photo Liner (visit <a href="http://valorfireplaces.com">valorfireplaces.com</a> for more information)

SURROUNDS	1750LSBV2	5-1/4" Surround - Black Powder Coat (24-5/8" h X 59-1/2" w)
	1750LSPV2	5-1/4" Surround - Brushed Nickel Plated (24-5/8" h X 59-1/2" w)
	1750LSZV2	5-1/4" Surround - Bronze Powder Coat (24-5/8" h X 59-1/2" w)
	1775LFB	1" Adjustable Finishing Trim - Black Powder Coat (16-1/4" h X 51-3/8" w)

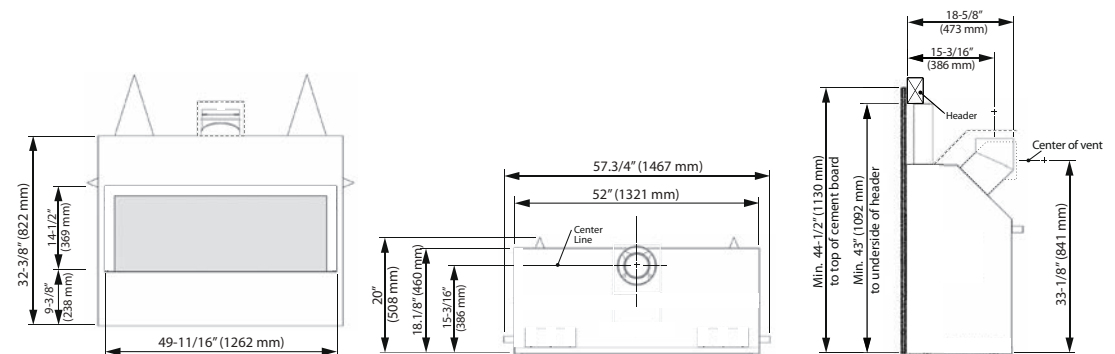
ACCESSORIES	658DVK2	Direct Vent Terminal - coaxial with wall thimble
	1156CLA	Co-Linear Adaptor Kit
	1270RBK	Remote Blower Kit
	1506DRK	Decorative Rock Kit (for use with 1505DWK or 1705DWK)
	1565LLK	Lighting Kit (not recommended for use with the 1725RGL)
	1595CFK	Circulating Fan Kit (Reduces temperature above unit where desired)
	GV60BRK	1-Hour Shut Down Handset
	GV60NTK	Non-Thermostat Handset

MODEL/ FUEL	Model	Fuel	Max. Input BTU/hr	Min. Input BTU/hr	EnerGuide Rating*	Max. Output* (w/out fan) BTU/hr
	1700JN	NG	36,000	19,000	66.9%	25,916
	1700JP	LPG	34,000	21,000	69.2%	25,347

## L2 PRODUCT DIMENSIONS

FRAMING SPECS - 43"(h) x 57-3/4"(w) x 20-1/8"(d)

VENTING SPECS - Minimum 12" vertical run for horizontal termination  
 - Total length of vent pipe cannot exceed 40 feet  
 - Maximum of 4 x 90 degrees elbows or equivalent  
 (2 x 45 degrees = 90 degrees)



Certified to ANSI Z21.88-2014/ CSA 2.33-2014 Vented Gas Fireplace Heater American National Standard CGA - 2.17-91 Gas Fired Appliances for use at High Altitudes. \* EnerGuide Ratings and Outputs have been determined without a fan/blower, using the CSA P4.1-09 test method





### L3 FIREPLACE COMPONENTS (64" viewing area)

<b>ENGINES</b>	1800JN	Direct Vent L3 Series Engine NG
	1800JP	Direct Vent L3 Series Engine LPG
<b>FUEL BEDS</b>	1800DGM	Murano Decorative Glass Kit (clear glass & black reflective base)
	1800DWK	Long Beach Driftwood Kit (with river rocks)
<b>LINERS</b>	1815FBL	Fluted Black Liner
	1825RGL	Reflective Glass Liner
<b>SURROUNDS</b>	1850LSB	5-1/4" Surround - Black Powder Coat (24-5/8" h X 73-13/16" w)
	1875LFB	1" Adjustable Finishing Trim - Black Powder Coat (16-1/4" h X 65-3/4" w)
<b>ACCESSORIES</b>	1270RBK	Remote Blower Kit
	1506DRK	Decorative Rock Kit (for use with 1800DWK)
	1595CFK	Circulating Fan Kit (Reduces temperature above unit where desired)
	GV60PAK	Power Adaptor Kit
	GV60NTK	Non-Thermostat Handset

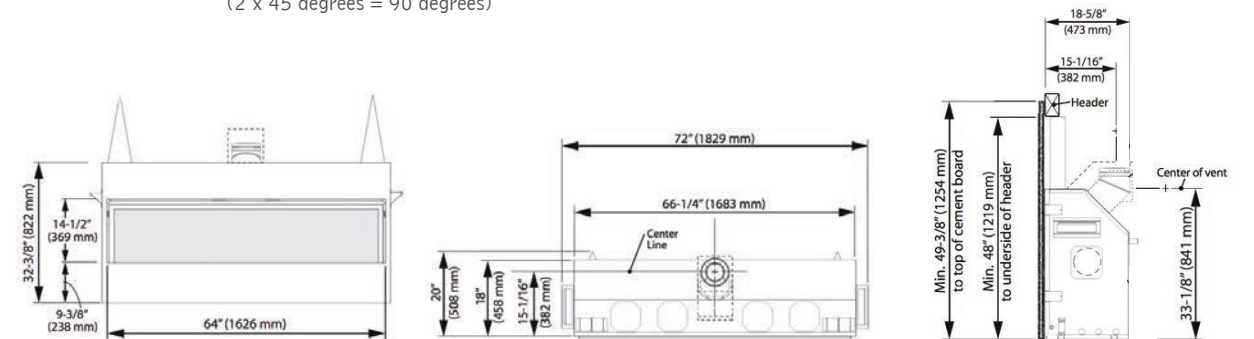
<b>MODEL/ FUEL</b>	Model	Fuel	Max. Input BTU/hr	Min. Input BTU/hr	EnerGuide Rating*	Max. Output* (w/out fan) BTU/hr
	1800JN	NG	42,000	23,000	66.5%	30,484
	1800JP	LPG	42,000	23,000	66.5%	30,484

### L3 PRODUCT DIMENSIONS

FRAMING SPECS - 48"(h) x 72"(w) x 20-1/8"(d)


VENTING SPECS - Minimum 24" vertical rise required for horizontal termination

- Total length of vent pipe cannot exceed 40 feet
- Maximum of 4 x 90 degrees elbows or equivalent (2 x 45 degrees = 90 degrees)



Certified to ANSI Z21.88-2014/ CSA 2.33-2014 Vented Gas Fireplace Heater American National Standard CGA - 2.17-91 Gas Fired Appliances for use at High Altitudes. \* EnerGuide Ratings and Outputs have been determined without a fan/blower, using the CSA P4.1-09 test method

Please Note: All product information is accurate at time of printing and is subject to change. Printed images may vary from actual product. Refer to individual Linear Series engine manuals for product installation. For more information visit [valorfireplaces.com](http://valorfireplaces.com)



Copyright Miles Industries Ltd. 2016  
Proudly made in North America

L3 1800J Linear ZC Fireplace with 1875LFB 1" Adjustable Finishing Trim in Black Powder Coat, 1815FBL Fluted Black Liner and 1800DWK Long Beach Driftwood Fire



# Valor SMARTFIRE SYSTEM

LUXURY. EFFICIENCY. QUALITY. CONVENIENCE. HEAT.



## VALOR COMFORT CONTROL

Standard with purchase, the Valor Comfort Control manages your heating needs with convenience, reliability and simplicity. Valor's touch button handset ignites the pilot with ease, adjusts flame levels as desired and has programmable options including room temperature control. Eco-friendly in design, your pilot flame will automatically turn off if the fireplace is inactive for over 5 days, saving energy and lowering overall home heating costs.



## THE COMFORT ZONE

Pumping forced air heat through your entire home is often inefficient. Targeting specific areas that you frequent the most is more economical and efficient in the long run. Zone heating with a Valor requires no ducting or forced air, delivering the perfect blend of radiant and convective warmth – where you want it, when you want.



## RADIANT WARMTH

Like heat from the sun, Valor fireplaces distribute radiant warmth directly to your living space. Radiant heat satisfies human comfort needs, using up to 25% less energy compared to traditional forced air systems. Valor warmth effectively replaces the chill from cold windows and doors, providing steady, even heat to objects in the room. Designed to naturally circulate warm air through convection, the Linear Series raises "decorative widescreen" fireplace standards in heat efficiency.



## HEAT DURING A POWER FAILURE - NO POWER, NO PROBLEM

If the power fails in the winter your home can get cold fast. Valor fireplaces are fully functional heaters that don't use electricity. Our fireplaces provide the perfect mixture of radiant and convective heat eliminating the need for a noisy, inefficient fan. No power, no problem with Valor.



## BURN CLEAN, ENGINEERED GREEN

Natural gas is the cleanest fireplace fuel you can burn, with the lowest particulate levels and lowest levels of greenhouse gases. Valor specializes in the design of cost effective, heat solutions for your home.



## FIREPLACE SAFETY - USE RADIANT HEAT SAFELY

Fireplace surfaces, in particular the glass viewing window, are extremely hot during operation and will remain hot for a period of time after the fireplace is turned off. Contact with the hot glass can cause severe burns. Close adult supervision is required if there are young children, or at-risk individuals in the house.

Included with your purchase, a Valor Barrier Screen is recommended at all times. Install an approved aftermarket safety gate to keep toddlers, young children and at-risk individuals a safe distance from the fireplace.

For more information please visit [www.valorfireplaces.com/safety](http://www.valorfireplaces.com/safety).



L1 1600I Linear ZC Fireplace with 1575LFB 1" Adjustable Finishing Trim in Black Powder Coat, 1615FBL Fluted Black Liner and 1505DWK Long Beach Driftwood Fire





L3 1800J Linear ZC Fireplace with 1875LFB 1" Adjustable Finishing Trim in Black Powder Coat, 1825RGL Reflective Glass Liner and 1800DGM Murano Glass Fire

**valor** THE WISE WAY TO HEAT

Your Authorized Valor Dealer

**valor**  
THE ORIGINAL  
RADIANT GAS FIREPLACE™  
[www.valorfirplaces.com](http://www.valorfirplaces.com)

BRLNR16E