

NAPOLEON®



GAS FIREPLACES | GAS PATIOFLAME® | PATIOFLAME® TABLES

napoleonfireplaces.com



Designed to take the stress out of everyday life.

Galaxy™ - GSS48 & GSS48ST.....	4 - 5
Riverside™ 42 Clean Face - GSS42CF	6 - 7
Riverside™ 36 - GSS36	8 - 9
Riverside Torch™ - GSST8	10 - 11
Linear Patioflame® - GPFL48MHP	12 - 13
Patioflame® - GPF & GPFG	14 - 15
Kensington Series Patioflame® Tables.....	16 - 17
St. Tropez Series Patioflame® Tables	18 - 19
Hamtons Series Patioflame® Tables.....	20 - 21
Built-in Burner Kits	22 - 23



The St. Tropez Square Patioflame® Tables



FIND YOUR HAPPY (fire)PLACE.

Throughout the ages, people have gathered around fires to share in life's greatest joys.

There's just something about the glow of flickering flames that makes special moments feel even warmer.

A Napoleon fireplace is uniquely designed to brighten the vibe of any room in your house. Napoleon has an incredible range of designer options to fit any vision.

A fire not only raises the warmth and ambiance of a room, it can raise the value of your home. A fireplace offers some of the highest returns of any remodeling project. And that should make you feel good all over.

And so you can keep enjoying that positive glow for years and years and years to come, every Napoleon fireplace is backed by the President's Limited Lifetime Warranty.



Napoleon's Hot Spots Research Study delivers insights on key areas of the home. In particular, how to help you add relaxation, social interaction and functionality to rooms to enhance your memorable moments.

Throughout this brochure we will share some of our insights with you.

For more inspiration visit napoleonfireplaces.com/inspiration



We are proud to be recognized as one of Canada's Best Managed Companies and are dedicated to providing quality, home comfort products for over 40 years and counting.

Galaxy™

Out of this World

Napoleon's Galaxy™ outdoor linear gas fireplace is constructed of weather resistant brushed stainless steel for maximum outdoor durability and is available in single sided (GSS48) and See Thru (GSS48ST) models. The galaxy features an "easy start" ignitor, a glass wind deflector (two included with See Thru unit) to ensure operation in windy conditions as well as a safety valve that turns the gas supply off if the flame goes out. With all these this outdoor linear gas fireplace is the perfect addition to any backyard oasis.

Galaxy™ - GSS48

55,000 BTU's

16 ½"h x 47 ½"w x 17 ⅝"d

Natural gas or propane

Galaxy™ See-Thru - GSS48ST

55,000 BTU's

16 ½"h x 47 ½"w x 21 ⅝"d

Natural gas or propane

Options & Accessories



Fireplace Cover
Brushed Stainless Steel
(optional)



Driftwood Media Kit
(log set and six river rocks included)
(optional)



Four-Sided Trim Kit
Brushed Stainless Steel Finish
(optional)



LED Light Strip & Glass Wind Deflector(s)
LED lights transition through an array of colors based on an RGB color spectrum accenting the glass wind deflector (two with two-sided unit) (included)



The Galaxy™ shown in a custom built-in stainless steel application




Outdoor Fireplaces represent one of the strongest desires among respondents for their next home.





The Galaxy™ See Thru shown with optional four-sided trim kit and NIGHT LIGHT™ set on blue



Optional Glass Media Kits
Blue, Amber, Black, Red, Clear and Topaz (included)



Optional River Rock Media Kits
Multi-Colored or Grey Finishes

Model	Dimensions			Glass Type	Ember Bed	Controls	Ignition	Warranty
	Height	Front Width	Depth					
GSS48	16 1/2"	47 1/2"	17 5/16"	Tempered	CRYSTALINE™	On/Off, High/Low & Accent Lights	"Easy Start"	Five Year
GSS48ST	16 1/2"	47 1/2"	21 1/8"	Tempered	CRYSTALINE™	On/Off, High/Low & Accent Lights	"Easy Start"	Five Year

Consult your owner's manual for complete and up-to-date measurements and installation instructions for proper clearances to combustible materials.

Riverside™ 42 Clean Face

Warm and Welcoming

Create a breathtaking focal point in your backyard with this outdoor gas fireplace. Napoleon's Riverside™ 42 Clean Face fireplace is weather resistant due to its 100% stainless steel construction for maximum durability. Featuring Napoleon's exclusive PHAZER® log set and stainless steel clean face surround, you are bound to enjoy an unobstructed view of the beautiful flames. Let your imagination flow with endless possibilities - no venting or chimney requirements means installation is simple and easy.

Riverside™ 42 Clean Face - GSS42CF

Up to 65,000 BTU's

Flame/heat adjustment

35 5/8"h x 46 1 1/4"w x 23"d

Natural gas or propane

Options & Accessories



Seasonal Protective Cover
(Optional)



PHAZER® log set and embers
(Included)




Remote Control
F45 - On/Off
(Optional)



The Riverside™ 42 Clean Face shown with decorative sandstone brick panels



Exposing home buyers to great outdoor designs increases desire for a fireplace by **577%** according to Napoleon's Hot Spots Research Study.





The Riverside™ 42 Clean Face



Optional Decorative Sandstone Brick

Model	Dimensions			Glass Type	Log Set	Controls	Ignition	Warranty
	Height	Front Width	Depth					
GSS42CF	35 3/4"	46 5/8"	21 1/8"	Tempered	PHAZER™	Flame/Heat	Push Button	Five Year

Consult your owner's manual for complete and up-to-date measurements and installation instructions for proper clearances to combustible materials.

Riverside™ 36

Light My Fire

Gather around with your family and friends beside the warm radiant heat of Napoleon's Riverside™ 36 outdoor gas fireplace. The Riverside™ 36 features Napoleon's PHAZER® log set, mesh safety screen and 100% stainless steel construction to withstand the toughest outdoor environments. Installation possibilities are endless with Napoleon's Riverside™ 36 as there is no venting or chimney required. Perfect for any spot in your backyard.

Riverside™ 36 - GSS36

Up to 40,000 BTU's

Flame/heat adjustment

33"h x 37 1/4"w x 13 1/4"d

Natural gas or propane



The Riverside™ 36 shown with standard brushed stainless steel upper and lower louvres

Options & Accessories



Safety Screen
Brushed Stainless Steel
(included)



Fireplace Cover
Brushed Stainless Steel
(included)



Upper/Lower Louvres
Brushed Stainless Steel
(included)



Andirons
Painted Black Finish (optional)



Remote Control
F45 - On/Off
(optional)



The Riverside™ 36 shown with standard brushed stainless steel upper and lower louvres



Optional River Rock Media Kit
Multi-Colored Finish



Optional River Rock Media Kit
Grey Finish

Model	Dimensions			Glass Type	Log Set	Controls	Ignition	Warranty
	Height	Front Width	Depth					
GSS36	33"	37 1/4"	13 1/4"	Mesh Screen	PHAZER®	Flame/Heat	Push Button	Five Year

Consult your owner's manual for complete and up-to-date measurements and installation instructions for proper clearances to combustibles materials.

Riverside Torch®

Cutting Edge Slim Design

The Riverside Torch® Features a cutting edge slim design, towering single flame, MIRRO-FLAME™ Porcelain Reflective Radiant Panels and fuel saving electronic ignition that make this outdoor fireplace perfect for residential or commercial installations. Constructed from durable stainless steel, powder coated and porcelain materials that stand up to the toughest outdoor environments. The ideal accent piece for entranceways, gardens, patios and outdoor rooms.

Riverside Torch® - GSST8
 6,000 BTU's
 49 1/16"h x 15"w x 7 5/16"d
 Natural gas or propane



The Riverside Torch® flame pattern

Options & Accessories




Frame & Cabinet
 Brushed Stainless Steel
 (included)



Upper/Lower Accent Lights
 Four Lights Included
 (optional)



Convenient On/Off and Accent
 Light Switches
 (included)





The Riverside Torch® shown with standard brushed stainless steel frame and cabinet



MIRRO-FLAME® Porcelain Reflective Radiant Panels (included)

Model	Dimensions			Glass Type	Controls	Ignition	Warranty
	Height	Front Width	Depth				
GSST8	49 11/16"	15"	7 9/16"	Tempered	On/Off & Accent Lights	Electronic	Five Year

Consult your owner's manual for complete and up-to-date measurements and installation instructions for proper clearances to combustible materials.

Linear Patioflame®

Ribbon of Fire

The Linear Patioflame® comes complete with a Hammeritone pewter powder coated cabinet and exclusive Topaz CRYSTALINE™ ember bed. The convenient piano hinged door allows easy access to the control panel and features a safety valve that turns off the gas if the flame goes out. The burner, burner chassis and convenient cover plate, complete with handle, are made from durable weather resistant brushed stainless steel. A truly unique outdoor fire pit with a slim, sleek modern design, adding to the excitement of outdoor living.

Linear Patioflame® - GPFL48MHP

60,000 BTU's

11 7/8" h x 51 7/8" w x 17 7/8" d

Natural gas or propane

Options & Accessories



Brushed Stainless Steel Cover*
and Hammeritone Pewter Cabinet
(included)



Glass Wind Deflector
(optional)

* Cover is not for use with optional rock media kits.




The Linear Patioflame® shown with standard Topaz CRYSTALINE™ ember bed and cabinet





The Linear Patioflame[®] shown with standard Topaz CRYSTALINE[™] ember bed installed in a built-in custom application



Optional Glass Media Kits
Blue, Amber, Black, Red, Clear, Topaz (included)



Optional River Rock Media Kits
Multi-Colored or Grey Finishes

Model	Dimensions			Ember Bed	Controls	Ignition	Warranty
	Height	Front Width	Depth				
GPFL48MHP	11 7/8"	51 7/8"	17 7/8"	CRYSTALINE [™]	On/Off, High/Low	"Easy Start"	Five Year

Consult your owner's manual for complete and up-to-date measurements and installation instructions for proper clearances to combustible materials.

Patioflame® & Patioflame® Glass

Flickering Glow

There is nothing more enjoyable than spending time outdoors with family and friends. The Patioflame® & Patioflame® Glass allows you to extend your outdoor season whether it be at the cottage, camping or in your backyard. The burner is constructed from all stainless steel for maximum outdoor durability and weather resistance. The Patioflame® & Patioflame® Glass easily installs anywhere and keeps the outdoor chill away while friends and family gather well into the evening. Perfect for use on wooden decks, stone or brick patios and concrete.

Patioflame® Logs - GPF
60,000 BTU's
18"h (to logs) x 20" diameter
Natural gas or propane

Patioflame® Glass - GPFG
60,000 BTU's
4 ¾"h x 20" diameter
Natural gas or propane



The Gas Patioflame® shown with GLOCAST® Log Set (GPF) and optional safety screen

Options & Accessories



Safety Screen
(optional)



Cover
(optional)




Table and Black Granite Top
(optional)





The Gas Patioflame® shown with Topaz CRYSTALINE™ Ember Bed (GPFG)



Optional Glass Media Kits
Blue, Amber, Black, Red, Clear, Topaz (included with GPFG)



Optional River Rock Media Kits
Multi-Colored or Grey Finishes

Name	Model	Dimensions		Ember Bed	Controls	Warranty
		Height	Length			
Patioflame®	GPF	18"	20" dia.	GLOCAST® Log Set	On/Off	Five Year
Patioflame® Glass	GPFG	4 3/4"	20" dia.	CRYSTALINE®	On/Off	Five Year

Consult your owner's manual for complete and up-to-date measurements and installation instructions for proper clearances to combustible materials.

Kensington Patioflame® Table Series

Imperial luxury

Gather around with your family and friends beside the warm radiant heat of Napoleon's Kensington outdoor gas Patioflame® table series. The Kensington Series is constructed of hand-crafted cast aluminum for lightweight mobility and corrosion resistance. The rustic bronze finish and ornate details provide a feeling of imperial luxury in your own backyard. Each model features a topaz glass ember bed for beautiful flame reflections and colored glass is available for further customization. A single panel door provides easy access to a propane tank and a natural gas conversion kit is included for your convenience. Comes complete with matching burner cover to transform your fire table into a functional table for all your entertaining needs.

Kensington Rectangle
60,000 BTU's
24"h x 56"w x 36"d
Natural gas or propane

Kensington Square
60,000 BTU's
24"h x 48"w x 48"d
Natural gas or propane

Kensington Round
40,000 BTU's
24"h x 48" dia.
Natural gas or propane

Options & Accessories



68851




68850



68855

UV Protected Fitted Covers



Windscreen Rectangle | GPFR-WNDSCRN



Windscreen Square | GPFS-WNDSCRN



Windscreen Round | GPFC-WNDSCRN



Rectangle



Square



Round





The Kensington Square Patioflame® Table



Optional Glass Media Kits
Blue, Amber, Black, Red, Clear and Topaz (included)

Model	Overall Dimensions			Ember Bed	Controls	Ignition	Warranty
	Height	Width	Depth				
Rectangle	24"	56"	36"	Topaz glass	On/Off, High/Low	"Easy Start" Electronic	5 Year Limited
Square	24"	48"	48"	Topaz glass	On/Off, High/Low	"Easy Start" Electronic	5 Year Limited
Round	24"	48" diameter		Topaz glass	On/Off, High/Low	"Easy Start" Electronic	5 Year Limited

Consult your owner's manual for complete and up-to-date measurements and installation instructions for proper clearances to combustible materials.

St. Tropez Patioflame® Table Series

Reminisce about the Riviera

Napoleon's St. Tropez outdoor gas Patioflame® table series features a classic, linear design that will match any outdoor décor and take the chill off cool evenings. The St. Tropez Series is constructed of rust-free aluminum for lightweight mobility and corrosion resistance. A stylish topaz glass ember bed reflects the light of the flames warming you and providing a cozy atmosphere. The single panel access door opens to the propane tank for easy tank replacement and a natural gas conversion kit is included for your convenience. Comes with a matching burner cover to provide a larger serving area for entertaining, when not burning.

St. Tropez Rectangle
60,000 BTU's
24"h x 36"w x 55 1/2"d
Natural gas or propane

St. Tropez Square
60,000 BTU's
24"h x 48"w x 48"d
Natural gas or propane

Options & Accessories




68851




68850

UV Protected Fitted Covers



Wind Screen Rectangle | GPFR-WNDSCRN



Wind Screen Square | GPFS-WNDSCRN



Rectangle



Square





The St. Tropez Square Patioflame® Table



Optional Glass Media Kits
Blue, Amber, Black, Red, Clear and Topaz (included)

Model	Overall Dimensions			Ember Bed	Controls	Ignition	Warranty
	Height	Width	Depth				
Rectangle	24"	36"	55 ½"	Topaz glass	On/Off, High/Low	"Easy Start" Electronic	5 Year Limited
Square	24"	48"	48"	Topaz glass	On/Off, High/Low	"Easy Start" Electronic	5 Year Limited

Consult your owner's manual for complete and up-to-date measurements and installation instructions for proper clearances to combustible materials.

Hamptons Patioflame® Table Series

Rustic elegance

A stylish, contemporary design sets the Napoleon Hamptons Series Patioflame® Tables apart from the rest. The beachy – casual construction, and driftwood color match any décor. Safe and fuel efficient, the Hamptons Series features a thermocouple valve that cuts the gas when flame is interrupted, meaning that if a gust blows the flame out, or you forget to shut the gas when you're done, no gas will be wasted. The beautifully constructed, durable, aluminum surround conveniently hides a gas tank (propane models). Never worry about the weather, drainage holes in the burner pan allow the rain to drain away, and the optional windscreen will protect the flames from the wind. Set your drinks down, converse in comfort and enjoy your outdoor living space. Easily convert your Hamptons Patioflame® Table into a fully functioning table with the included matching cover.

Hamptons Rectangle
40,000 BTU's
25"h x 50"w x 32"d
Natural gas or propane

Hamptons Square
40,000 BTU's
25"h x 42"w x 42"d
Natural gas or propane

Options & Accessories




68853




68852

UV Protected Fitted Covers



Wind Screen Rectangle | GPFRE-WNDSCRN



Wind Screen Square | GPFSE-WNDSCRN



Rectangle - Grey



Square - Grey





The Hamptons Rectangle Patioflame® Table



Optional Glass Media Kits
Blue, Amber, Black, Red, Clear and Topaz (included)

Model	Overall Dimensions			Ember Bed	Controls	Ignition	Warranty
	Height	Width	Depth				
Rectangle	25"	50"	32"	Topaz glass	On/Off, High/Low	"Easy Start" Electronic	3 Year Limited
Square	25"	42"	42"	Topaz glass	On/Off, High/Low	"Easy Start" Electronic	3 Year Limited

Consult your owner's manual for complete and up-to-date measurements and installation instructions for proper clearances to combustible materials.

Stainless Steel Built-in Burner Kits

Design your dream outdoor fire display

Perfect your space with Napoleon's Patioflame® Burner Kits. These unique kits allow you to install a gas burning fire pit into a noncombustible base that suits your outdoor living area. A modern work of art, the Patioflame® Burner Kits produce rippling flames that flow from multiple burner ports for the most realistic display. Bring the excitement of a custom outdoor fire pit to your home with Napoleon's Patioflame® Burner Kit to experience the ambiance only the glow of a fire can provide. Your backyard oasis isn't complete without one.

Linear Burner Kit

60,000 BTU's
5 1/2" h x 47 1/2" w x 13 1/2" d
Natural gas or propane

Rectangle Burner Kit

60,000 BTU's
2 1/4" h x 33 1/4" w x 11 3/4" d
Natural gas or propane

Square Burner Kit

60,000 BTU's
2 1/2" h x 25 3/4" w x 25 3/4" d
Natural gas or propane



Optional Glass Media Kits
Blue, Amber, Black, Red, Clear and Topaz (included)

Model	Overall Dimensions			Ember Bed	Controls	Ignition	Warranty
	Height	Width	Depth				
Linear Burner Kit	5 1/2"	47 1/2"	13 1/2"	Topaz glass	On/Off, High/Low	"Easy Start" Electronic	5 Year Limited
Rectangle Burner Kit	2 1/4"	33 1/4"	11 3/4"	Topaz glass	On/Off, High/Low	"Easy Start" Electronic	3 Year Limited
Square Burner Kit	2 1/2"	25 3/4"	25 3/4"	Topaz glass	On/Off, High/Low	"Easy Start" Electronic	3 Year Limited



Linear Burner Kit - GPFL48



Rectangle Burner Kit - GPFR



Square Burner Kit - GPFS





The Linear Burner Kit in a custom install application with Topaz ember bed



NAPOLEON - CELEBRATING OVER 40 YEARS OF HOME COMFORT PRODUCTS



24 Napoleon Road, Barrie, Ontario, Canada L4M 0G8
103 Miller Drive, Crittenden, Kentucky, USA 41030
7200 Trans Canada Highway, Montreal, Quebec, Canada H4T 1A3

Tel: 705-721-1212 Fax: 705-722-6031
napoleongrills.com



Authorized Dealer

Consult your owner's manual for complete installation instructions and proper clearances to combustible materials. Check all local and national building codes and gas regulations. All specifications are subject to change without prior notice due to on-going product improvements. Products may not be exactly as shown. Flame height and activity is influenced by varying vent configurations and may not appear as shown. Napoleon is a registered trademark of Wolf Steel Ltd. © Wolf Steel Ltd. Certified to ANSI Z21.97-2012 / CSA 2.41-2012, OUTDOOR DECORATIVE GAS APPLIANCE STANDARD

Printed in Canada
ABBROUT 05/2017