

G4

Large Insert with AutoFire™



Upgrade to a gas insert:
No more chopping wood or
messy embers. Enjoy a safe,
sealed, efficient radiant fire.

Valor Radiant
Gas Fireplaces

THE SCIENCE OF WARMTH™

Since 1890, we've been pioneering and perfecting radiant heat technology that generates constant, comfortable warmth within your home.

RADIANT HEAT

We put radiant warmth into every fire. You can feel it.

AUTOFIRE™

Pioneered by Valor, AutoFire dynamically tunes your fireplace for peak performance and improved efficiencies.

EFFICIENCY

Radiant heat gas fireplaces are up to 30% more efficient than central forced air systems.

SAFETY

Our fires are put through rigorous safety testing in our in-house CSA approved lab.

COVER:
TRADITIONAL LOGS 1000LSK **NEW**
BLACK FLUTED LINER 788FBL V2
EDGEMONT CRAFTSMAN PEWTER 784ECPW **NEW**

G4 TRADITIONAL LOGS
1000LSK **NEW**

Proudly made in North America.



V-CLASS BURNER

Our precision stainless steel V-Class burner creates a new level of radiant fire and aesthetics.

ADJUSTABLE HEAT

Adjustable flame for constant, even warmth without having to cycle the fire on and off.

REALISTIC LOGS

High definition, low mass fiber ceramic logs heat up and glow quickly, radiating warmth.

CERAMIC GLASS

Durable and robust ceramic glass improves radiant performance.

ALUMINIZED STEEL

Aerodynamic aluminized steel firebox handles high temperatures and delivers efficient radiant warmth.

Please Note: Printed images may vary from actual product. All product information is accurate at time of printing and is subject to change. For more information, visit valorfireplaces.com



BIRCH 1000BLK **NEW**
FLUTED BLACK LINER 788FBL V2
5" FLOATING FRONT IN VINTAGE IRON 792FTV

1 LOGS + GLASS

We design our expertly crafted logs as realistic-looking as possible, and engineer them to harness radiant heat from the flames and glowing embers. For a better look, go to valorfireplaces.com/g4 or visit your local Valor dealer.

TRADITIONAL LOGS **NEW**



DRIFTWOOD **NEW**






This minimalist driftwood has a relaxing, easygoing flame that suits the picked-right-off-the-beach look.

PEBBLE BEACH DRIFTWOOD



The clear tumbled glass of the modern Murano fire beds is illuminated by the fire, casting reflections on the glass base.

MURANO GLASS





2

LINERS

Choose a firebox liner to complement the logs and front styles you select as well as the surround of your current fireplace.

Please note the tint of the ceramic glass window can warm the liner colors, especially when the fire is on.


LEDGESTONE **NEW**






DRIFTWOOD 1000DWK **NEW**
LEDGESTONE 786LSL V3 **NEW**
EDGEMONT NICKEL FRONT 799EDFN

RED BRICK



FLUTED BLACK



REFLECTIVE GLASS





3 FRONTS

Select a front that suits your home and style. Your dealer can help you choose, if necessary, an appropriate backing plate to complement your front and suit your installation.

To see more combinations, visit valorfireplaces.com/g4

EDGEMONT

Edgemont fronts are the slimmest—about 2" wide on all sides— and slightly offset from the backing plate that sits flat against the wall.



BRUSHED NICKEL



BRONZE



CRAFTSMAN PEWTER
NEW



CRAFTSMAN BRONZE
NEW



CRAFTSMAN BRUSHED BRASS
NEW

BIRCH 1000BLK **NEW**
REFLECTIVE GLASS LINER 787RGL
5" FLOATING FRONT
IN VINTAGE IRON 792FTV



FLOATING

Floating fronts sit proud by 1½" of the wall or the optional backing plate.

SQUARE

Square front's molding is 5¾ wide by 1¾ deep—giving an architectural feel.



VINTAGE IRON 2.5"



3 OR 4-SIDED BRONZE 5"
also in Vintage Iron



BLACK: also in Vintage Iron 5.75"




DRIFTWOOD 1000DWK **NEW**
FLUTED BLACK LINER 788FBL V2
3-SIDED 5" FLOATING FRONT BRONZE 792FTZ


4 FINISHES

All our rich, durable finishes are powder-coated, other than Brushed Brass and Nickel which are hand-finished for a strong, artisan appearance. If available, ask your dealer to see an example in person as colors may appear different in various lights.

BLACK: Square front
+ all backing plates



VINTAGE IRON:
Floating + Square fronts





BRUSHED NICKEL:
Edgemont front




BRONZE:
Floating 5" front



PEWTER:
Edgemont Craftsman



BRONZE:
Edgemont Craftsman



BRUSHED BRASS:
Edgemont Craftsman

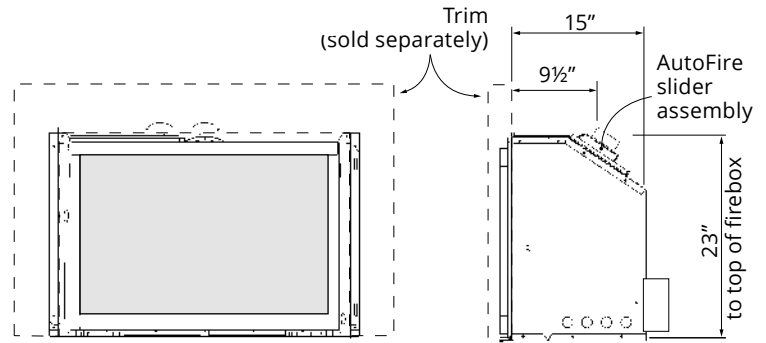
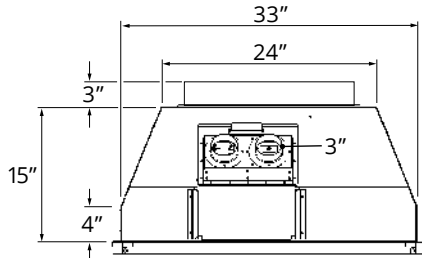


SPECIFICATIONS

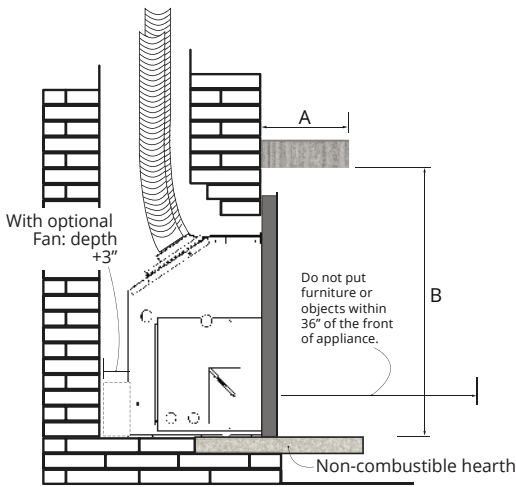
Always refer to the manual for complete installation instructions.

DIMENSIONS

window: 28" w x 18" h



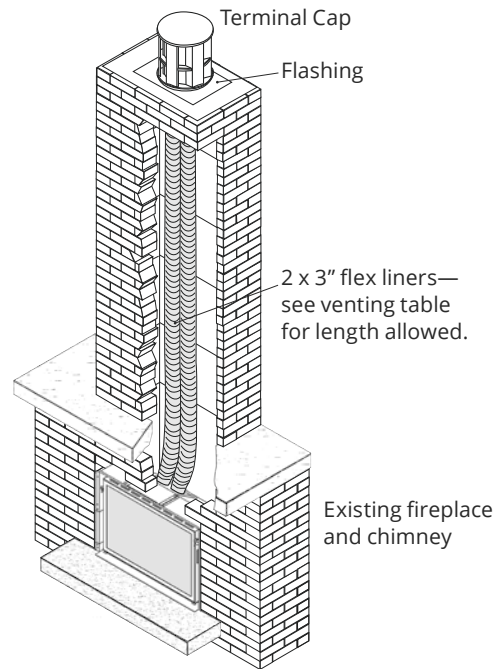
MANTEL CLEARANCES



MANTLE PROJECTION A	1"	4"	8"	14"
MANTLE HEIGHT B*	34"	36"	38"	40"

* Measured from underside of mantel to finished hearth or surface that unit sits on.

VENTING



Note: The maximum vertical vent run for the Legend G4 is 40'. The minimum is 10'.

MINIMUM CAVITY DIMENSIONS

	ALL TRIMS EXCEPT EDGEMONT			WITH EDGEMONT TRIM	
	standard install	with leveling platform	with fan	no fan	with fan
Width*	33 1/4"	33 1/4"	33 1/4"	35 3/4"	35 3/4"
Depth X	15 1/2"	16"	18 1/2"	16 3/4"	19 3/4"
Height Y	23 1/4"	23 1/4"	23 1/4"	23 3/4"	23 3/4"

*minimum fireplace opening at front

NOTE: Edgemont trims, 799 and 784, require a larger and deeper cavity — see manual.



TRADITIONAL LOGS 1000LSK **NEW**
LEDGESTONE 786LSL V3 **NEW**
2.5" FLOATING FRONT VINTAGE IRON 790FTV

EFFICIENCY

<u>FUEL BTU/hour</u>				IMPROVED BY AutoFire™	
model	FUEL	MAX. INPUT	MIN. INPUT	ENERGUIDE RATING*	MAX. OUTPUT W/O FAN*
780M	Natural Gas	28,000	14,000	70.00%	20,933
780M	Propane	28,000	14,000	70.00%	20,933
785Y	Natural Gas	28,000	15,000	70.02%	20,664
785Y	Propane	28,000	13,000	70.05%	19,344

* EnerGuide Ratings and Outputs have been determined without a fan/blower, using the CSA P4.1-15 test method

Certified to ANSI Z21.88-2017/ CSA 2.33-2017 Vented Gas Fireplace Heater American National Standard CGA - 2.17-91 Gas Fired Appliances for use at High Altitudes

ABOUT OUR EFFICIENCY RATINGS

While the North American fireplace industry is largely self-regulated, at Valor we use recognized Canadian and US government testing methods to determine our energy efficiencies, and ensure our products perform in your home as rated. To find out more, visit valorfireplaces.com/efficiency

THE G4'S VALORSTAT MAX REMOTE—STANDARD

Select, adjust and program your desired temperature.

Program the built-in timer to turn your fireplace ON before you wake up and DOWN when you go to bed.

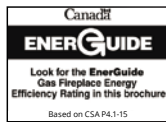

Turn your pilot light ON and OFF with your programmable remote control. You'll never need to get on your hands and knees to light the pilot again!



OPTIONAL WALL SWITCH (1265WSK)



Refer to the G4 Insert Series engine manuals for product installation. All product information is accurate at time of printing and is subject to change. For more information visit valorfireplaces.com/g4



⚠ WARNING

This product can expose you to chemicals including Benzene, which is known to the State of California to cause cancer and birth defects or other reproductive harm.

For more information go to www.P65Warnings.ca.gov

Note: Natural gas, in its original state, contains Benzene.

OPTIONS

1 FUEL BEDS

Traditional Logs NEW	1000LSK	
Birch NEW	1000BLK	780M steel burner NEW
Driftwood NEW	1000DWK	
Pebble Beach Driftwood	1101DWK	785Y ceramic burner
Murano Glass	785XDGM	

Available with natural gas or propane.

2 LINERS

Fluted Black	788FBL V2
Reflective Glass	787RGL
Red Brick	789VRL V2
Ledgestone NEW	786LSL V3

3 CHOOSE A FRONT:

SQUARE 5.75": 3-SIDED

Vintage Iron	43" w x 28 $\frac{3}{8}$ " h	791STV
Black	43" w x 28 $\frac{3}{8}$ " h	791STB

FLOATING 2.5": 3-SIDED

Vintage Iron	36" w x 25 $\frac{3}{8}$ " h	790FTV
--------------	------------------------------	--------

FLOATING 5": 3-SIDED

Vintage Iron	40 $\frac{5}{8}$ " w x 27 $\frac{5}{8}$ " h	792FTV
Bronze	40 $\frac{5}{8}$ " w x 27 $\frac{5}{8}$ " h	792FTZ

FLOATING 5": 4-SIDED

Vintage Iron	40 $\frac{5}{8}$ " w x 32 $\frac{1}{2}$ " h	798FFV
Bronze	40 $\frac{5}{8}$ " w x 32 $\frac{1}{2}$ " h	798FFZ

CHOOSE A BACKING PLATE:

OPTIONAL

for Square and Floating fronts, excluding 4-sided Floating.

+	3-SIDED SMALL	or	3-SIDED LARGE
	794BPB 46" w x 31" h		794BPB-1 48" w x 32 $\frac{3}{8}$ " h

EDGEMONT

Brushed Nickel	799EDFN
Bronze	799EDFZ
Craftsman Champagne Brass NEW	784ECCB
Craftsman Pewter NEW	784ECPW
Craftsman Bronze NEW	784ECBR

REQUIRED

for Edgemont fronts

+	SMALL	or	MEDIUM	or	LARGE
	799BPB-1 39 $\frac{1}{2}$ " w x 27" h		799BPB-2 46" w x 31" h		799BPB-3 48" w x 32 $\frac{3}{8}$ " h

RISERS

Riser, Black	46 $\frac{1}{4}$ " w x 2 $\frac{1}{2}$ " h	793RTB
Riser, Vintage Iron	46 $\frac{1}{4}$ " w x 2 $\frac{1}{2}$ " h	793RTV

Risers fit specific fronts and backing plates. See manual for details.



PEBBLE BEACH DRIFTWOOD 1101DWK
REFLECTIVE GLASS LINER 787RGL
2.5" FLOATING FRONT 790FTV

valorfireplaces.com

BRG422E APR

valor
Radiant
Gas Fireplaces